

Results for Event Points #2
05-13-2007 at National Trail Raceway

A-Stock		7 driver, 3 trophies	Run1	Run2	Run3	Run4	Run5	Best	Points
T:1	Jack Baruth [31]	2004 Porsche Boxster S 550	46.506	48.696 (1)	47.269 (1)	44.799	52.178 (2)	44.799	100
T:2	Joe Duda [77]	2001 Honda S2000	45.013	47.801 (1)	DNF	45.569	56.456	45.013	96
T:3	Rich Scotti [69]	2004 Honda S2000	46.010	DNF	45.089	47.210 (1)	49.927 (2)	45.089	94
4	Mark Baruth [32]	2004 Mazda RX-8	48.123	46.928	49.788 (2)	47.618 (1)	46.653	46.653	63
5	Niles Patel [51]	2006 STi Subaru	61.506	50.649	51.373 (2)	46.928	47.091	46.928	57
6	Bob Lee [28]	2006 SUBARU Impreza STI	51.777	48.181	48.150	47.787	DNF	47.787	40
7	Raymond Porea [24]	2006 Subaru Impreza STI	49.928	52.651	48.198	49.529 (1)	48.021	48.021	35

C-Stock		4 driver, 2 trophies	Run1	Run2	Run3	Run4	Run5	Best	Points
T:1	Steven Lowy [83]	1999 mazda miata	46.017	45.908	45.431	46.212	46.296	45.431	100
T:2	Ralph Cummings [6]	1999 Mazda Miata	53.942 (2)	47.078	46.935	46.510	45.851	45.851	92
3	John Voegeli [5]	2000 Mazda MX-5	50.261	51.250	48.451	54.270 (1)	46.502	46.502	79
4	David Jamison [100]	2006 Pontiac Solstice	54.038	53.195	54.613	55.880 (2)	60.165	53.195	25

D-Stock		3 driver, 1 trophy	Run1	Run2	Run3	Run4	Run5	Best	Points
T:1	Inness Eisele [56]	1998 Acura Integra Type R	50.364	50.278	50.171	49.348	49.647	49.348	100
2	Eric Sobkowiak [12]	2003 Mazdaspeed Protege	51.977	51.059	50.532	54.119	51.086	50.532	78
3	PJ Rogers [7]	2003 Mazda Protege Speed	53.506	51.609	51.640	85.742	51.891	51.609	59

E-Stock		3 driver, 1 trophy	Run1	Run2	Run3	Run4	Run5	Best	Points
T:1	Joshua Blunck [4]	1998 BMW Z3	65.845 (3)	49.315	48.411	49.262 (1)	48.099	48.099	100
2	Coby Hartman [2]	porche	55.713	58.841 (1)	57.293	68.517	DNF	55.713	25
3	Patrick Simmons [36]	1984 Mazda RX-7 GSL-SE	DNF	69.836	56.783	56.748	55.814	55.814	25

F-Stock		1 driver, 1 trophy	Run1	Run2	Run3	Run4	Run5	Best	Points
T:1	Christopher Anderson [4]	2004 Cadillac CTS-V	52.330 (1)	52.483 (1)	52.032	49.870	51.680 (1)	49.870	70

G-Stock		7 driver, 3 trophies	Run1	Run2	Run3	Run4	Run5	Best	Points
T:1	Grayson Gates [7]	1994 dodge duster	48.453	50.546	50.383 (1)	48.354	48.244	48.244	100
T:2	Joe Grumbles [70]	2002 Nissan Spec V	50.171	51.534	50.222	49.660	49.881	49.660	74
T:3	Randall Wilson [101]	99 audi a4	53.614 (1)	52.584	50.281	52.150 (1)	50.198	50.198	64
4	Henry DiCato [32]	2004 Acura TL	52.595	53.491 (1)	53.284	51.268	51.989	51.268	44
5	Shane Glyn [35]	1998 ford contour	53.167	53.466 (1)	53.048 (1)	51.646	55.479	51.646	37
6	Jerry Schafer [64]	2004 Volkswagon GLI	DNF	59.679	56.249	54.951	53.696	53.696	25
7	Mark Mitias [21]	1991 Nissan NX2000	59.127	57.309	57.035	55.765	54.771	54.771	25

G-Stock Ladies		1 driver, 1 trophy	Run1	Run2	Run3	Run4	Run5	Best	Points
T:1	Mary Berchak [71]	2002 Acura RSX-type s	59.806 (2)	60.204 (2)	55.361	54.578	53.968	53.968	70

H-Stock		4 driver, 2 trophies	Run1	Run2	Run3	Run4	Run5	Best	Points
T:1	Zsolt Dvornik [72]	2004 honda civic si	48.021	47.703	47.624	47.311	47.453	47.311	100
T:2	Stephen Skakun [73]	1991 Eagle Talon	48.431	47.925	48.317	48.254	50.413 (1)	47.925	88
3	Robert Forsblom [71]	1971 MG Midget	53.319	52.600	51.863	50.637	53.647 (1)	50.637	37
4	Kristin Holby [173]	1991 Eagle Talon	54.122	53.274	52.544	63.536 (1)	51.036	51.036	29

Super Stock		2 driver, 1 trophy	Run1	Run2	Run3	Run4	Run5	Best	Points
--------------------	--	---------------------------	-------------	-------------	-------------	-------------	-------------	-------------	---------------

T:1	Mike Reddy [5]	2007 Chevrolet Corvette	53.442 /3	47.116	45.919	47.968	45.942	45.919	100
2	Brandon Nee [15]	2007 chevy corvette	55.638 /2	53.692 /1	49.216 /1	DNF	46.979	46.979	79
A-Street Prepared 2 driver, 1 trophy									
T:1	Darren Grundey [4]	1986 Porsche 911	54.006	52.831	52.128	52.995	DNF	52.128	100
2	Bob Grundey [44]	1986 Porsche 911	DNF	54.103	52.893	DNF	52.277	52.277	97
B-Street Prepared 4 driver, 2 trophies									
T:1	Raymond Sjoquist [33]	2006 Honda S2000	48.922 /1	49.289 /1	46.609	45.720	53.791 /3	45.720	100
T:2	Ben Senft [79]	2006 Honda S2000	50.383 /2	45.787	46.607	47.712 /1	45.862	45.787	99
3	Tom Siehl [5]	bmw m3	50.081	49.816	49.467	50.564 /1	48.452	48.452	46
4	matt wilcoxon [17]	2004 BMW M3	54.844	DNF	50.415	50.024	DNF	50.024	25
C-Street Prepared 5 driver, 2 trophies									
T:1	Mark Gleckler [14]	1990 Mazda Miata	47.719	47.481	46.333	45.180	45.120	45.120	100
T:2	Mike DePietro [54]	1997 Mazda Miata	47.450	47.853	46.631	46.001	45.710	45.710	88
3	Connor Ryan [41]	1991 toyota mr2	49.785	47.768	48.136	47.713	46.780	46.780	67
4	John Albert [117]	1997 Mazda Miata	51.084	50.109	49.615	47.887	48.422	47.887	45
5	Marc Bauer [11]	1991 Toyota MR2	52.038 /1	54.257 /2	49.351	50.388	49.548	49.351	25
D-Street Prepared 9 driver, 3 trophies									
T:1	Mike Ucker [23]		46.913	44.850	45.174	44.881	44.355	44.355	100
T:2	Garrick Forkenbrock [72]	1989 BMW 325is	47.526 /1	46.088 /1	44.981	44.474	45.256	44.474	98
T:3	Chris Trevino [123]		48.962	48.324	47.213	46.806	53.834 /3	46.806	50
4	Bill Herron [35]	1987 BMW 325is	47.685	46.894	47.251	47.252	47.236	46.894	48
5	Eric Campbell [8]	1995 Acura Integra	DNF	47.640 /1	DNF	DNS	DNS	47.640	33
6	Charles Weikel [25]	2000 toyota celuca	49.093	47.836	47.798	49.843 /1	48.619	47.798	30
7	Paul Weikel [5]	1987 BMW 325is	50.941	54.659 /2	49.819	49.121	57.902 /3	49.121	25
8	Joseph Panico [318]	1991 BMW 318is	DNF	DNF	49.618	49.678	50.384	49.618	25
9	ron zimmermann [1]	2005 SUBARU 2.5RS	53.037	51.615	51.081	51.466	51.185	51.081	25
D-Street Prepared Ladies 1 driver, 1 trophy									
T:1	Julie Vulgamore [23]	bmw	DNF	54.707	50.790	50.944	51.363 /2	50.790	70
E-Street Prepared 3 driver, 1 trophy									
T:1	Matthew Marsh [13]	2006 Subaru Impreza	49.516	48.422	DNS	DNS	DNS	48.422	100
2	Andre Takacs [25]	2002 PONTIAC transam	54.289	52.893	53.023	54.424 /1	51.023	51.023	52
3	Andrew Huff [16]	1986 Nissan 300ZX	55.519	53.919	53.148	52.498	53.600 /1	52.498	25
F-Street Prepared 3 driver, 1 trophy									
T:1	Kevin Funk [70]	1974 BMW 2002	51.713	51.113	50.928	50.054	49.852	49.852	100
2	Neil Claasen [28]	1999 VW Golf	51.050	49.856	51.506 /1	50.148	50.414	49.856	99
3	Robin Meier [11]	1974 MG BGT	51.656	51.635	51.489	59.033 /2	50.952	50.952	80
Street Modified 15 driver, 5 trophies									
T:1	Aaron Ritch [4]	2004 Subaru Impreza	44.649	43.688	42.834	42.796	DNF	42.796	100
T:2	Christian Moist [27]	1992 Honda Civic	46.888	46.138 /1	43.985	46.195 /1	43.653	43.653	82
T:3	ben ellinger [6]	1988 vw suspensious rabbit (c	48.110 /1	46.336	45.656	45.322	45.488	45.322	47
T:4	Dennis Reamsnyder [7]	1999 BMW M3	49.250 /1	46.226	45.352	46.823	46.997 /1	45.352	46
T:5	Dick Safier [19]	1989 BMW 325i Turbo	47.963 /1	45.789	49.648 /2	45.605 /1	DNF	45.605	41

6	Michael Monjot [96]	1996 Ford Mustang	48.122	48.032	51.615 /2	47.217	47.675	47.217	25
7	Dave Lam [78]	2005 Subaru Impreza WRX STi	51.053 /1	DNF	48.891 /1	49.521 /2	49.589 /2	48.891	25
8	alex renton [1]	2004 acura rsx type s	50.305	49.313	48.986	49.880	49.652	48.986	25
9	Ralph Desai [87]	2005 Subaru Impreza WRX STi	DNF	DNF	DNF	49.287	49.812	49.287	25
10	Adam Kolatorowicz [80]	1995 Honda Civic	49.312	49.928	50.748	50.300	49.362	49.312	25
11	Ben Buechel [0]	2003 Honda Civic Si	55.841	49.887	49.382	49.907	49.359	49.359	25
12	Tim White [65]	2000 Subaru Impreza 2.5rs	50.416	49.667 /1	49.737 /1	49.381 /1	54.726 /3	49.381	25
13	Kyle Adams [30]	1994 Ford Probe	52.255	50.893	50.674	49.913	50.516	49.913	25
14	Rob Phillips [29]	2006 Scion tC	54.247	51.413	52.159	52.036	50.835	50.835	25
15	Marty Kasa [16]	1984 vw jetta	59.837 /1	54.778	56.005 /1	51.707	51.724	51.707	25

	Street Modified 2	4 driver, 2 trophies	Run1	Run2	Run3	Run4	Run5	Best	Points
T:1	William Wigton [9]	1999 Mazda Miata	45.240	44.969	46.011	44.827	46.838	44.827	100
T:2	Ben Jopling [7]	1991 Honda CRX	46.464	47.826	46.180	46.215	45.041	45.041	96
3	Joseph Carney [59]	1993 Mazada rx7	48.607	59.764	50.281 /1	51.121 /1	DNF	48.607	25
4	Matt Mitts [95]	1993 mazada rx7	51.526	51.869	49.534	51.865 /1	49.385	49.385	25

	Street Touring Sport	6 driver, 2 trophies	Run1	Run2	Run3	Run4	Run5	Best	Points
T:1	Rhett Van Voorhis [25]	2004 Acura RSX Type-S	46.840	48.090	46.587	46.841	46.546	46.546	100
T:2	Randy Hoover [19]	1989 Honda Civic	48.687	47.706	48.283	50.037 /1	48.691	47.706	78
3	Z.B. Lorenc [22]	2000 Subaru Impreza 2.5RS	48.068	48.683	48.658	48.200	49.297	48.068	71
4	Tim Viars [14]	2002 Honda Civic	50.797	50.231	49.303	DNF	49.785	49.303	47
5	Kiel Mohrman [82]	2004 Volkswagen Golf	59.801 /2	53.754	52.032	51.725	50.146	50.146	30
6	Stanislav Ilin [5]	2003 Honda Civic Si	52.648	51.480	50.609	51.612	50.586	50.586	25

	Street Touring Sport Ladies	1 driver, 1 trophy	Run1	Run2	Run3	Run4	Run5	Best	Points
T:1	Melissa Anderson [19]	1989 Honda Civic SI	56.170	52.736	50.912	51.851	51.176	50.912	70

	Street Touring Sport-2	4 driver, 2 trophies	Run1	Run2	Run3	Run4	Run5	Best	Points
T:1	Brian Robertson [57]	1988 Honda CRX si	DNF	47.670	47.324	46.943	47.441	46.943	100
T:2	Brent Hathaway [89]	1991 Mazda Miata	54.325	52.848 /2	49.892 /1	49.639 /1	48.198	48.198	76
3	Tyler Bussey [99]	1988 toyota mr2	52.175	DNF	DNF	DNF	DNF	52.175	25
4	Howard Blankenship [86]	1986 toyota mr2	63.235	60.393	58.163	57.636	56.739	56.739	25

	Street Touring Ultra	3 driver, 1 trophy	Run1	Run2	Run3	Run4	Run5	Best	Points
T:1	Tonya Smith [182]	2004 Subaru Impreza WRX STi	50.767 /1	47.270	47.060	52.756 /3	45.967	45.967	100
2	Alexander Witt [69]	2005 Subaru Legacy Gt	48.515	47.953	46.916	48.022	48.138	46.916	81
3	James Stewart [20]	2005 Subaru WRX STi.R	49.513	50.788 /1	48.958	48.297	48.403	48.297	54

	Street Touring Xtra	13 driver, 4 trophies	Run1	Run2	Run3	Run4	Run5	Best	Points
T:1	Joe Blaha [29]	2004 Nissan Sentra SE-R SpecV	48.434	47.832	47.319	47.098	46.646	46.646	100
T:2	Michael Herbert [96]	2005 Subaru Impreza 2.5RS	50.280 /1	48.342	48.431	51.308 /2	47.194	47.194	89
T:3	Ian Giebler [92]	2004 Nissan Sentra SE-R	49.651	47.921	48.386	49.203	48.150	47.921	75
T:4	Jason Zatrock [208]	2004 VW Golf R32	50.753	50.399 /1	48.929	48.434	48.020	48.020	73
5	Peter Bates [44]	2003 Nissan Spec V	49.142	49.841	48.786	48.611	55.103 /2	48.611	62
6	Craig Distl [79]	1992 Mitsubishi Eclipse	51.640 /1	50.180	49.190	49.259	48.718	48.718	60
7	Scott Hale [118]	2003 Subaru WRX	50.983	50.219	53.356	55.723	49.462	49.462	46
8	Simi Dhillon [17]	2005 Scion tC	53.521	51.829	50.314	51.079	49.768	49.768	40

9	Brad Yarger [22]	2000 Audi A4 1.8T	53.851	53.387	50.258	50.649	53.005	50.258	30
10	Michael Schaaf [88]	1996 Mitsubishi Eclipse	54.635	53.943	52.851	52.612	DNS	52.612	25
11	Brian Kear [45]	2006 honda civic	56.971	53.896	52.638	DNF	52.773	52.638	25
12	Brad Schafer [24]	2002 Subaru WRX	58.062	55.519	53.864	54.412	52.673	52.673	25
13	Joseph Church [80]	1980 BMW 635csi (euro)	57.830	55.360	55.538	54.427	53.698	53.698	25

C-Prepared		3 driver, 1 trophy	Run1	Run2	Run3	Run4	Run5	Best	Points
T:1	Brian Hoover [128]	86 ford mustang	45.375	46.240	DNF	DNS	DNS	45.375	100
2	Bruno Tabacchi [112]	honda civic	50.754	53.172	47.468	47.137	51.809	47.137	65
3	Craig Wollenslegel [12]	1980 Ford Mustang	DNF	50.352	DNF	DNS	DNS	50.352	25

C-Prepared Ladies		1 driver, 1 trophy	Run1	Run2	Run3	Run4	Run5	Best	Points
T:1	Brenda Ucker [28]		47.523	47.176	47.789	48.301	47.758	47.176	70

X-Prepared		1 driver, 1 trophy	Run1	Run2	Run3	Run4	Run5	Best	Points
T:1	Ryan Manilla [7]	1993 Mazda RX7	56.607	DNF	48.698	45.828	47.740	45.828	70

A-Modified		1 driver, 1 trophy	Run1	Run2	Run3	Run4	Run5	Best	Points
T:1	peter smith [85]	2004 proto	44.021	42.000	41.585	41.601	40.954	40.954	70

A-Modified Ladies		1 driver, 1 trophy	Run1	Run2	Run3	Run4	Run5	Best	Points
T:1	Jenny Williams [85]	2004 proto	44.659	44.673	44.423	44.458	43.979	43.979	70

B-Modified		1 driver, 1 trophy	Run1	Run2	Run3	Run4	Run5	Best	Points
T:1	Phil Alspach [10]	1972 tcr LOLA-MAZDA T204-13B	48.212	45.436	45.889	44.854	44.540	44.540	70

C-Modified		1 driver, 1 trophy	Run1	Run2	Run3	Run4	Run5	Best	Points
T:1	Raymond Thomas [83]	1983 reynard formula ford	42.669	41.809	57.086	41.195	41.182	41.182	70

E-Modified		2 driver, 1 trophy	Run1	Run2	Run3	Run4	Run5	Best	Points
T:1	Clint Frysinger [48]	2004 Factory Five Racing 65 Roadster	48.699	45.982	45.574	44.114	45.279	44.114	100
2	Matt Jones [87]	1982 Volvo/Ford 240	DNF	48.199	46.435	53.460	46.602	46.435	53

E-Modified Ladies		1 driver, 1 trophy	Run1	Run2	Run3	Run4	Run5	Best	Points
T:1	Kelly Jones [87]	1982 Volvo/Ford 240	50.488	50.688	DNF	49.420	53.227	49.420	70









F-Modified		2 driver, 1 trophy	Run1	Run2	Run3	Run4	Run5	Best	Points
T:1	Terry Teeter [49]	1989 KBS Mk IV	53.540	45.303	DNF	46.551	44.258	44.258	100
2	Ron Teeter [149]	1989 KBS Mk IV	54.621	50.307	48.708	48.855	50.252	48.708	25

F-Modified Ladies		1 driver, 1 trophy	Run1	Run2	Run3	Run4	Run5	Best	Points
T:1	Traci Teeter [49]	1989 KBS Mk IV	55.230	53.498	51.759	54.191	DNF	51.759	70

Formula 125		1 driver, 1 trophy	Run1	Run2	Run3	Run4	Run5	Best	Points
T:1	Andy Bell [99]	0 trackmajic kart	43.563	41.489	DNF	41.165	43.106	41.165	70

Formula 125 Ladies		1 driver, 1 trophy	Run1	Run2	Run3	Run4	Run5	Best	Points
T:1	Neva Hoover [99]		50.381	44.472	46.786	47.207	44.858	44.472	70

Formula Junior 1		1 driver, 1 trophy	Run1	Run2	Run3	Run4	Run5	Best	Points
-------------------------	--	---------------------------	-------------	-------------	-------------	-------------	-------------	-------------	---------------

T:1	Dillon Packard [25]	2002 Bandit Y2K	50.126	49.998	49.234	49.498	48.460	48.460	70		
Formula Junior 3			1 driver, 1 trophy		Run1	Run2	Run3	Run4	Run5	Best	Points
T:1	Drew Bell [6]	2005 Biesse Cadet	64.447 	54.472	57.136	DNS	DNS	54.472	70		
Formula Junior 4			2 driver, 1 trophy		Run1	Run2	Run3	Run4	Run5	Best	Points
T:1	Cody Wollenstegel [12]	2004 Birel R30	52.287	53.188	48.270	47.929	46.672	46.672	100		
2	Abby Tabacchi [13]		55.645	53.132	66.290 	67.152	51.639	51.639	25		
PAX			5 driver, 2 trophies		Run1	Run2	Run3	Run4	Run5	Best	Points
T:1	Michael Smith [82]	2004 Subaru WRX STi Spec C RA	DNF	36.652	37.794 	DNF	37.570 	36.652	100		
T:2	Orion Fairman [77]	2004 Mazda RX-8	37.662	37.070	36.809	36.652	36.899	36.652	99		
3	Jay Storm [99]	1996 subaru impreza	37.031	42.005 	38.573 	36.764	36.969	36.764	97		
4	William Rockhold [92]	1992 Chevrolet Camaro	38.478	DNF	38.009	44.337 	37.861	37.861	70		
5	Rich Grunenwald [31]	1989 honda civic	38.935	39.299	42.049 	38.804	38.440	38.440	56		

Copyright © 2016 Ohio Valley Region SCCA. All rights reserved.