


































Results for Event Points #10

09-02-2007 at Cooper Stadium

A-Stock		10 driver, 4 trophies	Run1	Run2	Run3	Run4	Run5	Best	Points
T:1	Michael Eckert [79]	2007 Porsche Cayman	51.113	52.256	DNF	54.287 1	54.108 1	51.113	100
T:2	Kris Bjerkaas [30]	2004 Honda S2000	52.778	52.695	52.197	51.873	51.996	51.873	87
T:3	Matthew Dahn [179]	2007 Porsche Cayman	54.736 1	58.647 2	52.566	51.939	52.269	51.939	85
T:4	Jack Baruth [31]	2004 porch	DNF	54.810	53.678	53.518	52.640	52.640	73
5	Rich Scotti [69]	2004 Honda S2000	54.755	53.312	55.817 1	53.620	53.718	53.312	61
6	Mark Baruth [131]	2004 porsche boxster	58.836 2	61.506 3	56.972 1	62.597 1	53.403	53.403	60
7	Larry Dues [42]	2001 Honda S2000	54.658	DNF	53.759	61.931 4	57.495 2	53.759	53
8	Joe Duda [77]	2001 Honda S2000	55.136	54.145	54.049	53.953	55.155 1	53.953	50
9	Niles Patel [51]	2006 Subaru sti	55.434	56.908 1	54.088	53.998	54.565	53.998	49
10	Andy Basham [11]	2002 BMW M3	58.475 1	55.010	56.509 1	54.744	57.630 1	54.744	36
C-Stock		4 driver, 2 trophies	Run1	Run2	Run3	Run4	Run5	Best	Points
T:1	Matt Davis [19]	1999 Mazada Miata	55.525	54.474	56.386 1	62.896 2	54.306	54.306	100
T:2	John Voegeli [5]	2000 Mazda MX-5	60.567 2	55.522	55.277	58.266 2	54.806	54.806	92
3	Ralph Cummings [6]	1999 Mazda miata	55.835	55.553	56.822 1	55.298	60.012 2	55.298	84
4	Mark Mitias [15]	mazda miata	60.359	60.065 1	57.431	60.384 1	58.146	57.431	48
D-Stock		4 driver, 2 trophies	Run1	Run2	Run3	Run4	Run5	Best	Points
T:1	Jeff Robinson [45]	1997 Acura Integra Type-R	55.502	54.818	55.271	DNF	DNF	54.818	100
T:2	Eric Sobkowiak [12]	2003 Mazdaspeed Protege	80.020 2	60.707	60.715	60.119	62.571 1	60.119	25
3	Jason Huang [501]	2005 Saab 9-2X Aero	64.561	64.959 1	DNF	62.050	62.430	62.050	25
4	PJ Rogers [7]	2003 Mazda Protege Speed	62.793	62.668	66.716 2	64.110 1	71.150 3	62.668	25
E-Stock		1 driver, 1 trophy	Run1	Run2	Run3	Run4	Run5	Best	Points
T:1	Young-Jin Lee [15]	1993 Toyota MR2 N/A	DNF	61.021	60.422	60.056	DNF	60.056	70
G-Stock		5 driver, 2 trophies	Run1	Run2	Run3	Run4	Run5	Best	Points
T:1	Grayson Gates [7]	1994 dodge duster	59.269	58.926	57.979	57.673	59.108 1	57.673	100
T:2	Phil Alspach [10]	1995 DODGE NEON ACR	63.387 1	60.907	59.779	59.204	59.069	59.069	78
3	Joe Grumbles [70]	2002 Nissan Spec V	62.325	60.119	60.136	59.507	63.782 2	59.507	71
4	Tom Poole [22]	2006 mini cooper	62.919	61.152	62.224	60.446	62.040	60.446	57
5	Rudi Coursen [9]	2007 Honda Civic Si Sedan	62.413	62.960	62.879	62.464	61.875	61.875	34
G-Stock Ladies		1 driver, 1 trophy	Run1	Run2	Run3	Run4	Run5	Best	Points
T:1	Sarah Coursen [6]	2007 Honda Civic Si	71.046 2	70.988 3	68.821 1	67.246 2	DNF	67.246	70
H-Stock		1 driver, 1 trophy	Run1	Run2	Run3	Run4	Run5	Best	Points
T:1	Dustin Lansing [11]	2005 Honda accord	69.551	DNF	DNF	65.531	64.836	64.836	70
Super Stock		3 driver, 1 trophy	Run1	Run2	Run3	Run4	Run5	Best	Points
T:1	Bryan Schafer [18]	2004 Chevrolet corvette z06	55.473 2	DNF	51.210	52.342 1	51.407	51.210	100
2	george clark [44]	2001 chevy corvette z06	63.383	57.224	57.133	56.559	56.896	56.559	25
3	andrew clark [0]	2001 chevy corvette Z06	61.919	58.032	59.693	59.609	60.562	58.032	25
A-Street Prepared		2 driver, 1 trophy	Run1	Run2	Run3	Run4	Run5	Best	Points
T:1	John Liebrecht [11]	1999 Chevrolet Corvette	70.519	55.906	57.865 1	59.100 2	55.648	55.648	100

2	Bob Grundey [44]	1986 Porsche 911	DNF	DNF	62.271	DNF	63.043	62.271	25	
B-Street Prepared			3 driver, 1 trophy	Run1	Run2	Run3	Run4	Run5	Best	Points
T:1	Mike Perakis [68]	1968 Chevrolet Corvette	52.955	52.424	53.381	52.078	52.621	52.078	100	
2	Jason Prosnik [44]	1985 Chevy vette	61.537 	57.094 	54.322	64.462 	55.306	54.322	61	
3	Bryan King [544]	1985 Chevrolet Corvette	65.113	55.218	60.943 	54.713	61.947	54.713	54	
C-Street Prepared			3 driver, 1 trophy	Run1	Run2	Run3	Run4	Run5	Best	Points
T:1	Mark Gleckler [14]	1990 Mazda Miata	55.575	54.628	54.841	54.292	53.510	53.510	100	
2	John Albert [117]	1997 Mazda Miata	58.670	66.986	63.160 	58.238	DNF	58.238	25	
3	Frank Vessell [65]	2004 Acura RSX	63.916	63.213	60.696	60.051	59.749	59.749	25	
D-Street Prepared			6 driver, 2 trophies	Run1	Run2	Run3	Run4	Run5	Best	Points
T:1	Eric Campbell [8]	1995 Acura Integra	56.827 	50.941	51.075	50.519	56.353 	50.519	100	
T:2	Garrick Forkenbrock [72]	1989 BMW 325is	52.875	51.896	51.941	51.465	53.266 	51.465	83	
3	Mike Ucker [28]	1989 bmw 325i	52.332	52.785	56.177 	51.992	51.944	51.944	75	
4	Bill Herron [35]	1987 BMW 325is	55.276	55.329	57.337 	56.722 	55.368	55.276	25	
5	Paul Weikel [5]	1987 BMW 325is	DNF	60.686	59.657	58.031	57.180	57.180	25	
6	ron zimmermann [1]	2005 SUBARU 2.5RS	66.281 	65.042	64.438	DNF	63.154	63.154	25	
D-Street Prepared Ladies			2 driver, 1 trophy	Run1	Run2	Run3	Run4	Run5	Best	Points
T:1	Heather Runk [3]	1987 BMW 325 is	64.789	61.741	DNF	66.872 	DNF	61.741	100	
2	Liz Foreman [69]	1987 BMW 325 IS	70.045 	79.354	64.596	65.780 	66.987 	64.596	58	
E-Street Prepared			1 driver, 1 trophy	Run1	Run2	Run3	Run4	Run5	Best	Points
T:1	Andre Takacs [25]	2002 Pontiac Trans Am WS6	60.162	DNF	59.938	DNF	64.114 	59.938	70	
F-Street Prepared			2 driver, 1 trophy	Run1	Run2	Run3	Run4	Run5	Best	Points
T:1	Nick Newcome [81]	1999 honda civic	55.133	55.418	56.193	55.574	54.789	54.789	100	
2	Kevin Funk [70]	1974 BMW 2002	57.971	57.354	58.569	56.270	57.074	56.270	76	
Street Modified			8 driver, 3 trophies	Run1	Run2	Run3	Run4	Run5	Best	Points
T:1	Aaron Ritch [4]	2004 Subaru Impreza	52.758	51.236	52.385	53.833	51.203	51.203	100	
T:2	Dick Safier [19]	1989 BMW 325i Turbo	60.388 	60.138 	52.548	52.016	DNF	52.016	86	
T:3	Tony Wiesenhahn [211]	2004 Subaru WRX	57.605 	52.912	54.187 	52.358	52.451	52.358	80	
4	ben ellinger [6]	1988 vw suspendous rabbit (c	61.811 	54.153	54.719	54.353	54.303	54.153	48	
5	William Rockhold [92]	1992 Chevrolet Camaro	56.574	55.793	54.950	54.521	59.851 	54.521	42	
6	Michael Monjot [96]	1996 ford cobra	DNF	58.277	57.219	58.551 	56.635	56.635	25	
7	Tim White [65]	2000 Subaru Impreza 2.5RSTi	60.719 	63.200 	57.627	57.949	59.336	57.627	25	
8	Dave McDonough [74]	1988 BMW 325iT	64.855	DNF	DNF	69.037 	61.849	61.849	25	
Street Modified 2			1 driver, 1 trophy	Run1	Run2	Run3	Run4	Run5	Best	Points
T:1	Tony Cosentino [80]	1991 honda crx	67.515	DNF	64.604 	62.198	61.773	61.773	70	
Street Touring Sport			7 driver, 3 trophies	Run1	Run2	Run3	Run4	Run5	Best	Points
T:1	Rich Grunenwald [31]	1989 Honda Civic Si	57.850 	55.507	55.386	54.726	53.940	53.940	100	
T:2	Randy Hoover [19]	1989 Honda civic	56.691	56.049	57.736 	54.830	55.477	54.830	85	
T:3	Matt Hudson [70]	2003 Volkswagen GTI	62.621 	59.294	58.713	58.466	57.695	57.695	37	
4	Andrew Kenst [98]	2001 toyota celica	59.114	57.920	61.948 	59.610 	DNF	57.920	34	
5	Dave Everest [9]	2001 Dodge Neon	62.213	60.037	58.819	DNF	58.887	58.819	25	

6	Stanislav Ilin [5]	2003 Honda Civic Si	61.048	60.673	60.243	59.391	60.223	59.391	25
7	Z.B. Lorenc [22]	1998 Volkswagen GTI	63.576	63.757	61.203	59.763	59.689	59.689	25
Street Touring Sport Ladies 1 driver, 1 trophy									
			Run1	Run2	Run3	Run4	Run5	Best	Points
T:1	Melissa Anderson [19]	1989 Honda Civic SI	64.913	DNF	63.204	62.540	61.598	61.598	70
Street Touring Sport-2 2 driver, 1 trophy									
			Run1	Run2	Run3	Run4	Run5	Best	Points
T:1	Keith Miller [70]	1990 Mazda Miata	57.813	57.873	56.871	56.627	56.636	56.627	100
2	Tyler Bussey [99]	1988 Toyota MR2	66.546	67.778	63.856	63.514	62.889	62.889	25
Street Touring Ultra 4 driver, 2 trophies									
			Run1	Run2	Run3	Run4	Run5	Best	Points
T:1	Tonya Smith [182]	2004 Subaru Impreza WRX STi	56.813	57.041	60.799	57.031	55.142	55.142	100
T:2	Bob Lee [28]	2006 SUBARU Impreza STI	56.194	55.761	57.996	58.996	58.319	55.761	90
3	Alexander Witt [69]	2005 Subaru Legacy Gt	DNF	56.442	62.374	55.787	56.475	55.787	89
4	James Stewart [20]	2005 Subaru WRX STI	57.615	58.493	56.736	56.196	56.273	56.196	83
Street Touring Xtra 4 driver, 2 trophies									
			Run1	Run2	Run3	Run4	Run5	Best	Points
T:1	Craig Distl [79]	1992 Mitsubishi eclipsw	58.412	60.651	57.691	57.010	56.794	56.794	100
T:2	Michael Herbert [96]	2005 Subaru Impreza 2.5RS	75.833	59.216	58.482	57.035	57.018	57.018	96
3	Rob Bolan [11]	2003 subaru impreza wrx	62.189	60.640	61.283	59.219	58.437	58.437	74
4	Al Lelikou [40]	2006 Honda civic si	72.485	65.425	67.592	64.386	63.251	63.251	25
C-Prepared 5 driver, 2 trophies									
			Run1	Run2	Run3	Run4	Run5	Best	Points
T:1	BRIAN HOOVER [128]	1986 FORD MUSTANG	DNF	57.732	52.620	52.197	51.873	51.873	100
T:2	David Packard [112]	1980 Ford Mustang	60.722	55.131	78.840	65.157	DNS	55.131	43
3	Craig Wollenslegel [12]	1980 Ford Mustang	60.512	59.860	58.499	DNF	DNS	58.499	25
4	Kevin Glaser [1]	1992 Chevrolet Z-28	61.526	59.324	61.854	59.751	59.483	59.324	25
5	Billy Shawver [11]	1992 Chevrolet Camaro	64.002	60.558	66.293	59.917	59.815	59.815	25
C-Prepared Ladies 1 driver, 1 trophy									
			Run1	Run2	Run3	Run4	Run5	Best	Points
T:1	Brenda ucker [28]	1986 ford mustang	54.933	58.550	55.899	54.126	52.576	52.576	70
E-Prepared 5 driver, 2 trophies									
			Run1	Run2	Run3	Run4	Run5	Best	Points
T:1	Chris Raglin [11]	1986 Honda Civic	60.762	50.317	54.036	50.257	50.062	50.062	100
T:2	Ben miller [111]	1986 Honda Civic	52.026	52.134	51.902	51.191	50.908	50.908	85
3	William Mohrman [38]	1984 VW Rabbit GTI	58.956	57.550	57.149	58.914	59.333	57.149	25
4	Marty kasa [110]	1984 vw rabbit	59.035	58.867	59.460	59.601	DNS	58.867	25
5	Kiel Mohrman [138]	2004 Volkswagen Golf	65.031	63.350	60.970	61.849	61.314	60.970	25
G-Prepared 1 driver, 1 trophy									
			Run1	Run2	Run3	Run4	Run5	Best	Points
T:1	Larry Brown [31]	1963 Austin Healey Sprite	68.460	57.884	57.652	60.359	DNS	57.652	70
X-Prepared 1 driver, 1 trophy									
			Run1	Run2	Run3	Run4	Run5	Best	Points
T:1	Ryan Manilla [7]	1993 Mazda RX7	66.682	65.599	64.448	65.982	DNF	64.448	70
A-Modified 2 driver, 1 trophy									
			Run1	Run2	Run3	Run4	Run5	Best	Points
T:1	peter smith [85]	2004 proto	DNF	DNF	48.333	47.651	47.286	47.286	100
2	Jenny Williams [185]	2004 prototype	DNF	50.910	50.673	49.346	48.293	48.293	81

E-Modified		6 driver, 2 trophies	Run1	Run2	Run3	Run4	Run5	Best	Points
T:1	Ben Senft [148]	2006 Honda S2000	57.682	54.613	59.850	53.101	53.958	53.101	100
T:2	Clint Frysinger [48]	2004 Factory Five Racing 65 Roadster	54.314	53.336	DNF	53.664	DNF	53.336	96
3	Doug Turner [3]	1967 Austin Healy sprite	56.395	58.324	DNF	54.241	55.724	53.857	87
4	Darren Grundey [4]	1986 Mercedes Benz 190E 2.3 16v	DNF	DNF	59.579	55.724	60.011	55.724	56
5	Matt Jones [87]	1982 Volvo/Ford 240	DNF	58.985	57.415	57.187	58.038	57.187	31
6	Greg Turner [1]	1967 austin healey sprite	75.145	68.214	DNF	DNS	DNS	68.214	25
E-Modified Ladies		1 driver, 1 trophy	Run1	Run2	Run3	Run4	Run5	Best	Points
T:1	Kelly Jones [87]	1982 Volvo/Ford 240	61.557	60.590	59.085	59.926	58.555	58.555	70
F-Modified		1 driver, 1 trophy	Run1	Run2	Run3	Run4	Run5	Best	Points
T:1	Stuart Phipps [62]	1989 KBS MK IV	49.728	48.790	48.306	48.549	DNS	48.306	70
Formula 125		3 driver, 1 trophy	Run1	Run2	Run3	Run4	Run5	Best	Points
T:1	Tim Rhode [15]	2002 trackmagicDIABLO YELLOW	49.702	DNF	49.088	48.035	47.356	47.356	100
2	Andy Bell [9]	0 trackmajic kart	51.293	49.267	49.332	53.180	60.125	49.267	64
3	Travis Farley [151]	2002 Trackmajic diablo	65.164	DNF	55.010	53.104	55.398	53.104	25
Formula 125 Ladies		1 driver, 1 trophy	Run1	Run2	Run3	Run4	Run5	Best	Points
T:1	Neva Hoover [99]	1995 Trac Magic F125 Shifter	56.297	51.719	52.734	51.028	53.045	51.028	70
Formula Junior 1		1 driver, 1 trophy	Run1	Run2	Run3	Run4	Run5	Best	Points
T:1	Dillon Packard [25]	2002 Bandit Y2K	59.633	58.536	57.339	DNS	DNS	57.339	70
Formula Junior 3		3 driver, 1 trophy	Run1	Run2	Run3	Run4	Run5	Best	Points
T:1	Drew Bell [6]	2005 Biesse Cadet	67.444	60.053	59.852	59.576	59.098	59.098	100
2	Nick Rhode [61]	draws kart	73.318	64.099	63.887	63.137	69.412	63.137	38
3	Ben Raglin [9]	2005 Birel Cadet	69.355	74.186	65.822	63.715	69.227	63.715	30
Formula Junior 4		1 driver, 1 trophy	Run1	Run2	Run3	Run4	Run5	Best	Points
T:1	Cody Wollenslegel [12]	2004 Birel R30	54.786	DNF	53.941	56.682	54.353	53.941	70
PAX		4 driver, 2 trophies	Run1	Run2	Run3	Run4	Run5	Best	Points
T:1	Andrew Scott [87]	2005 Subaru WRX STi	46.170	44.705	45.409	43.854	44.640	43.854	100
T:2	Michael Smith [82]	2004 Subaru Impreza WRX STi	45.320	43.984	44.666	47.052	44.094	43.984	97
3	Zsolt Dvornik [72]	3004 Honda Civic U.S.SI	44.776	44.195	46.949	44.040	44.003	44.003	97
4	Brent Hathaway [89]	1991 Mazda Miata	44.228	DNF	44.160	45.730	49.837	44.160	94